



MADE IN SWEDEN  
SINCE 1955



# FORWARDER

FROM SMALL AND VERSATILE TO STURDY POWERHOUSE



**NEW! ROTTNE F10<sup>D</sup>  
IN A NARROW VERSION**

**SPACIOUS CABS WITH  
UNBEATABLE OPERATOR COMFORT**

**SAVE TIME & MONEY  
WITH ROTTNE XPARTS**

**ROTTNE F20<sup>D</sup> – STRONG  
AND AUTOMATIC TRANSMISSION**





## MADE IN SWEDEN SINCE 1955

Our history started back in the fifties when Börje Karlsson, founder of ROTTNE, helped his father to move timber in the forest. Börje, who was a creative young man full of ideas, built a crane for their work. The result was a success and he quickly saw new development opportunities. He became one of the pioneers in the industry and over the years built forwarders and harvesters that have become major sales successes.

Some 60 years later, our roots are still in the Småland forests. ROTTNE even now is a privately-owned company with all production within Sweden. We have a complete machine range and a good dealer network in Sweden and abroad. Almost half of our production is exported.

# COMPLETE RANGE OF MODELS UNDER CONSTANT DEVELOPMENT

We offer you a forwarder range, manufactured in Sweden, of the highest quality using the latest technology. Through our range of forwarders, we wish to show our ambition to lead development.

The whole of our forwarder range, from the versatile F10<sup>D</sup> to the powerful F20<sup>D</sup>, satisfies all the market's needs from light thinning to demanding final felling. With the launch in 1968 of Rottne Blondin, which is still a strong brand in the industry, our forwarders have been exported to many parts of the world. Stability and robustness, then like now, are common characteristics for all our forwarders.

Product development is ongoing and with the latest technology we meet tomorrow's demands for increased productivity and profitability. An example of our smaller forwarder Rottne F10<sup>D</sup> that is now available in a narrower version, for greater manoeuvrability when thinning.

We have also concentrated on the operator's work environment. Our spacious cabs offer extremely good visibility providing a fantastic work environment.

In addition, our cabs are very quiet – in fact quieter than in a car. With the cab suspension system *Comfort Line* we give you world-class luxury comfort!





## F10<sup>D</sup>

See pages 12–13

## F11<sup>D</sup>

See pages 14–15

## F13<sup>D</sup>

See pages 16–17

<b>Application area</b>	Thinning	Thinning and final felling	Thinning and final felling
<b>Load capacity</b>	10 tonnes	12 tonnes	14 tonnes
<b>Number of wheels</b>	8	8	8
<b>Wheel sizes &amp; dimensions</b>	500/60x22,5, 600/50 x 22.5 or 710/40 x 22.5	710/40 X 24.5	710/45 X 26.5
<b>Width</b>	2,400, 2,580 or 2,793 mm	2,830 mm	2,924 mm
<b>Service weight</b>	from 14,500 kg	from 16,700 kg	from 19,900 kg
<b>Engine Power</b>	125 kW/168 hp (at 2000 rpm) FT4	125 kW/168 hp (at 2000 rpm) FT4	164 kW/220 hp (at 1800 rpm) FT4
<b>Transmission Tractive force</b>	145 kNm	167 kN	177 kN
<b>Crane Lifting torque</b>	105 kNm	105 kNm	125 kNm
<b>Crane Reach</b>	7.5 / 9.3 m	7.5 / 9.3 m	7.2 / 8.4 / 10 m
<b>Load area</b>	3.8 m <sup>2</sup>	4.5 m <sup>2</sup>	4.7–5.5 m <sup>2</sup>
<b>Equipment/ characteristics</b>	Spacious cab with standing height, good visibility and high comfort 45° steering angle Powerful transmission Flexible bunk placement Hydraulically movable headboard	Spacious cab with standing height, good visibility and high comfort 45° steering angle Powerful transmission Flexible bunk placement Hydraulically movable headboard Balanced bogie	Spacious cab with standing height, good visibility and high comfort Steerable wagon with 54° steering angle Powerful transmission Flexible bunk placement Hydraulic height adjustable and movable headboard
<b>Standard options</b>	Comfort Line Forwarder computer and GPS/ Geoinfo Crane scale Central lubrication Bogie lift Crane tilt Dozer blade Balanced bogie Engine heater	Comfort Line Forwarder computer and GPS/ Geoinfo Crane scale Central lubrication Bogie lift Crane tilt Dozer blade Extended front wagon frame Engine heater	Comfort Line Forwarder computer and GPS/ Geoinfo Crane scale Central lubrication Bogie lift Crane tilt Dozer blade Balanced bogie Wide Load Engine heater



**F15<sup>D</sup>**

See pages 18–19

**F18<sup>D</sup>**

See pages 20–21

**F20<sup>D</sup>**

See pages 22–23

Final felling	Final felling	Final felling	<b>Application area</b>
15 tonnes	18 tonnes	20 tonnes	<b>Load capacity</b>
8	8	8	<b>Number of wheels</b>
710/45 X 26.5	750/55 x 26.5 or 710/50 x 30.5	750/55 x 26.5 or 710/50 x 30.5	<b>Wheel sizes &amp; dimensions</b>
2,890 mm	3 050 or 3 000 mm	3 050 or 3 000 mm	<b>Width</b>
from 18,700 kg	from 22,400 kg	from 23,000 kg	<b>Service weight</b>
164 kW/220 hp (at 1800 rpm) FT4	207 kW/278 hp (at 1700 rpm) FT4	207 kW/278 hp (at 1700 rpm) FT4	<b>Engine Power</b>
177 kN	260 kN	260 kN	<b>Transmission Tractive force</b>
125 kNm	156 kNm	156 kNm	<b>Crane Lifting torque</b>
7.2 / 8.4 / 10 m	8.5 / 10.0 m	8.5 / 10.0 m	<b>Crane Reach</b>
4.8–5.7 m <sup>2</sup>	4.8–5.9 m <sup>2</sup>	4.8–8.4 m <sup>2</sup>	<b>Load area</b>
Spacious cab with standing height, good visibility and high comfort Powerful transmission Flexible bunk placement Hydraulic height adjustable and movable headboard	Spacious cab with standing height, good visibility and high comfort Powerful and variable transmission Flexible bunk placement Hydraulic height adjustable and movable headboard	Spacious cab with standing height, good visibility and high comfort Wide Load Balanced bogie Powerful and variable transmission Flexible bunk placement Hydraulic height adjustable and movable headboard	<b>Equipment/ characteristics</b>
Comfort Line Forwarder computer and GPS/ Geoinfo Crane scale Central lubrication Bogie lift Crane tilt Dozer blade Balanced bogie Extended front and/or rear wagon frame Wide Load Engine heater	Comfort Line Forwarder computer and GPS/ Geoinfo Crane scale Central lubrication Dozer blade Balanced bogie Extended front and/or rear wagon frame Wide Load Engine heater	Comfort Line Wide Load XL Forwarder computer and GPS/ Geoinfo Crane scale Central lubrication Dozer blade Extended front and/or rear wagon frame Engine heater	<b>Standard options</b>



# ERGONOMIC OPERATOR STATION WITH LUXURY CLASS COMFORT



**Same cab for all forwarders**

**Large windows provide excellent visibility**

**Low sound level – quieter than in a car**

**Comfort Line**

## **Large and comfortable cab**

The spacious and comfortable cab has a modern design where the operator sits in the centre. The large windows and low-set instrument panel provide an uninterrupted view of the immediate and overhead surroundings. The cab is equipped with a number of storage compartments as well as a heated compartment for food containers. The air conditioner, with filters for both fresh air and recirculated air, has a high fan capacity.

## **Comfort Line – the original among cab dampening systems**

The unique cab suspension system *Comfort Line* reduces shock and impact and makes crane work and driving in terrain significantly smoother. *Comfort Line* was launched as early as 2007 – and is thus a tried and tested system. Since the offset *Comfort Line* has been developed with improved software, more robust structure and more precise positioning.

## **Quieter than in a car**

Sound levels are low – in our cabs in fact quieter than in a car. The cabs easily satisfy the ergonomic guidelines that apply to forestry machines.

## **Same cab model for all machine models**

We have a cab for all our forwarders. This means the cab interior, distribution box, computer equipment and control functions are identical, which is a major advantage for operators who switch between our different machine models.



The forwarder cab has an ergonomic operator station with integrated instrumentation and large windows that give excellent visibility.

**“Rottne’s cab comfort is phenomenal! Nothing else comes close, a fact the competitors need to acknowledge!”**

**Mikael Lönnqvist, Tjurkhult Skogstjänst AB has had forestry machines from Rottne with Comfort Line since 2008.**

“After a long time in a forest machine I know how important it is to see the machine as a workplace. Rottne’s Comfort Line is undoubtedly the best extra equipment you can buy. It makes an enormous difference. Operating is much smoother and obviously that affects me as the operator. If my work environment is more comfortable with less bouncing and rolling I will also feel better and productivity will increase” says Mikael.



## ECO-FRIENDLY ENGINES



Improved fuel efficiency, power and torque

Low AdBlue consumption: only 2–3% mixture

Prepared for future environmental requirements

Our John Deere engines use cooled exhaust gas recirculation technology (EGR-system) and a variable-geometry turbocharger (VGT). This gives high torque at low speeds, faster response when loaded, low fuel consumption and low emission levels.

We have fine-tuned and improve many details, including fuel efficiency and optimisation of the cold start unit, engine response, additional power and increased torque at both peak loads and low speeds.

The PowerTech engine has been equipped with an integrated filter system, which consists of a Diesel Oxidation Catalyst (DOC) and a Diesel Particulate Filter (DPF) and a SCR system with AdBlue, to satisfy the new Tier 4 B (FT4) provisions.



# GOOD ACCESS MAKES IT EASY AND COMFORTABLE TO SERVE


Service availability is an important factor during development work on all Rottne machines. Downtime can prove expensive for machine owners and through fast availability the time can be reduced for maintenance, servicing and repairs.

The engine compartment is quickly accessible when the engine hood is folded forward and the belly plate is easily lowered down. The tilting cab opens up the entire power train for inspection and service. The cab has such a large tilt angle that heavier components can be lifted out from the tractor frame using basic lifting equipment.



## Easy access permeates Rottne's forwarders

The entire distribution box opens up for service and inspection via a lockable hatch on the outside of the cab. The operator can check fuses from his position in the driver's seat.





# EXTENDED SERVICE INTERVALS SAVE MONEY AND INCREASE TU



- Lower service costs
- More production time
- Updated machine
- Preventive service
- Increased TU

With our extended service intervals, you save large sums of money as servicing will be cheaper and downtime for service less – the machines can then produce instead and in doing so increase the technical degree of utilisation (TU).

Extended service intervals mean service at 750 h intervals instead of 500 h – and applies to all models with FT4-motor\*. Increased service intervals presuppose servicing at our accredited service workshops for the agreement and warranties to apply.

### Comparison of Rottne F15<sup>D</sup> for 15,000 hours of operation


Service interval	Cost
500 hours	approx. € 40,000
750 hours	approx. € 26,5000

← Around € 13,500 in savings and a service cost of only approx. € 1,8/hour!

Besides the pure cost saving, you can also include 81 hours that the machine can produce instead of standing still for service. In addition, you have an accredited and trained mechanic that takes care of your machine and continuously ensures you have the latest updates from the factory.

\* Up to 1500 hours, service is according to the interval 100, 500, 1000 and 1500 hours. Then every 750 hours of operation, i.e. 2250, 3000 hours, etcetera.

# SAVE TIME, MONEY AND THE ENVIRONMENT WITH ROTTNE XPARTS



**Shorten, or completely avoid, downtime**

**Low repair costs, on average 60 % of the new price**

**Longer warranty than for new parts**

**Quick deliveries**

At times misfortune can occur. Things fail. At the worst possible time. Yet with our replacement system for spare parts – Rottne Xparts – you are quickly up and running again. The replacement system is also a good way to minimise downtime through preventive replacement of parts before they fail.

With Rottne Xparts you do not need to wait to get the repair made, but can immediately order a replacement component from your dealer, replace the failed unit and quickly get the machine up and running again. You then return the defective component to us for repair.

## **In brief, this is how it works:**

- 1.** You order a replacement part from us. If necessary this is shipped express.
- 2.** You return the failed/replacement part to us within 30 days.
- 3.** We repair the defective part. The cost is settled.

## **Rottne Xparts comprise**

- **Crane:** *pumps & rotators*
- **Control and measuring system:** *computers & levers*
- **Hydraulics:** *pumps*
- **Harvester head:** *saw & wheel motors*
- **Transmission:** *pumps, motors, wheel motors, differentials, bogie boxes, hub reductions, gearboxes and distribution gearboxes*
- **Miscellaneous:** *Engine heater*

## **You save money**

When you replace a part of your Rottne machine it is exchanged with a replacement part. You then return the defective part to us and only pay the actual repair or renovation cost for this. This will never be more than 90 per cent of the new price and on average amounts to 60 per cent of the new price.

## **You get a better warranty than a corresponding new part**

As we at Rottne repair the defective part ourselves, we can double the warranty compared with a new part, i.e. one year or 2 000 hours (whichever occurs first) in contrast to a new part which has 6 months or 1 000 hours.

## **You help to reduce the environmental impact**

As an alternative to discarding a defective unit, we renovate it as new again. This reduces the environmental impact and with a clear conscience you can also replace units you know are starting to underperform as a preventive measure to increase the technical utilisation.



# NEW USER-FRIENDLY FORWARDER COMPUTER



**Fully automatic reporting**

**Powerful processor and hard drive**

**Stanford 2010-standard**

**Increases work efficiency**

**Large touchscreen**

The communication between harvesters, forwarders and clients is becoming increasingly important in order for work in the forest to become rational and productive. Naturally our forwarder computer is compatible with Stanford 2010-standard, but also manages automatic reporting with standard pdf-files.

Our forwarder computer has the new Forester F30- and GeoInfo software with GPS-equipment as an option. These simplify planning, reporting and provide accurate follow-up. The forwarder computer consists of a powerful computer and a large touchscreen. A printer can also be added.

## **Forester F30 – facilitates follow up**

Production files from the harvester are received in the forwarder computer. With the help of this, forwarder reporting then shows how much timber has been driven out to the road – and where it is located – for onward transport by truck. The forwarder computer also produces operations follow-up, which shows the machine owner how efficient the operator and machine perform.

## **GeoInfo – for efficient forwarding**

GeoInfo is an option to plan and increase the efficiency of forwarding. This software enables information such as production files and maps with working routes to be automatically transferred from the harvester to the forwarder to facilitate transport planning and ensure that all felled timber is collected.

# IDEAL FOR WORKING IN DENSE THINNING STANDS



Small and versatile  
– width from only  
2 400 mm

45° steering angle

Powerful transmission  
in its class

Spacious cab with  
Comfort Line

Low ground pressure

Compatible for bearing  
tracks on all wheel pairs

**ROTTNE F10<sup>D</sup>** has all the features demanded of a genuine thinning forwarder. Stability, flexibility and good tracking together with low ground pressure and good bearing capacity are typical characteristics for this machine. Rottne F10<sup>D</sup> is now also available in a new version that is only 2400 mm wide. Making manoeuvrability when thinning even easier.

## Powerful engine that easily handles emission control requirements

Rottne F10<sup>D</sup> now has a diesel engine with greater power and the latest cleaning technology that conforms with the requirements for emission control in accordance with Final Tier 4 (FT4) by a good margin. *Read more about our engines on page 7.*

The cab's large windows and low bottom edges provide fantastic visibility over the entire work area and the *Rottne D5* control system gives the possibility of personal settings for perfect work results. A cab with a good combination of comfort and function creating an optimal work environment. As an option Rottne F10<sup>D</sup> can also be equipped with the *Comfort Line* cab suspension system that gives operators smooth and jolt-free terrain driving.

## Many options to adapt the forwarder

Bogie lift, balanced bogie, crane tilt, double telescopic and dozer blade are examples of the extra equipment that can be selected to adapt the forwarder to different types of terrain and working conditions.

With the forwarder computer and GPS/GeoInfo (*see page 11*) you get detailed information about daily production with coordinates for the position of roadside timber stacks and accurate follow-up of times for loading, unloading, transport, servicing and repairs, etc.





**Small and versatile forwarder designed for thinning**

Rottne F10<sup>D</sup> is a small and versatile machine with good tracking, low ground pressure and good bearing capacity, which is ideal for thinning.

**New!**

**Narrower Rottne F10<sup>D</sup>**

Rottne F10<sup>D</sup> was designed from the outset as a small and versatile machine. The new version, which is only 2400 mm wide, allows you to manoeuvre effortlessly when thinning and perfectly matches the stand-operating thinning harvester Rottne H8<sup>D</sup>.



# A COMPLETELY NEW COMPACT FORWARDER IN THE INTER-MEDIATE CLASS



**Small & versatile with large wheels**

**12 tonne load capacity**

**45° steering angle**

**Powerful transmission in its class**

**Spacious cab with Comfort Line**

**Compatible for bearing tracks on all wheel pairs**

**Rottne F11<sup>D</sup>** is an 8-wheel harvester with a 12-tonne load capacity – a strong workhorse which with its high tractive force provides a soft and flexible operation in tough terrain. The low centre of gravity provides the forwarder with great stability. The frame has the same design as the larger Rottne forwarders and the central joint, which has a 45° steering angle, is located only 40 cm in front of the machine's centre point. This means that the wagon has very good tracking. As Rottne F11<sup>D</sup> is a small forwarder with large wheels it has low ground pressure and good bearing capacity.

## **Crane with different reach options**

The cab is the same on all Rottne forwarders with high comfort and a modern design. Of course, it can be equipped with the cab suspension system *Comfort Line* which gives the operator smooth and impact free terrain driving. The crane is a Rottne RK85 with several extension options and a reach of 7.5 to 9.3 metres.

## **Wide range of extra equipment**

Crane tilt, double telescopic and dozer blade are examples of the extra equipment that can be selected to adapt the forwarder to different types of terrain and working conditions.



## **Bogie lift for increased flexibility** *(available for Rottne F10<sup>D</sup>, F11<sup>D</sup>, F13<sup>D</sup> and F15<sup>D</sup>)*

We have equipped our forwarders with bogie lift for more than 30 years. Currently Rottne F10<sup>D</sup>, F11<sup>D</sup>, F13<sup>D</sup> and F15<sup>D</sup> can be equipped with our powerful bogie lift. The bogie lift is individual, which means that the right and left-hand can be controlled separately.

The bogie lift makes the forwarder more flexible – for example in confined passages, wet or steep terrain and for moving between felling objects when chains are used.

## FILLS THE GAP BETWEEN THE FORWARDERS F10<sup>D</sup> AND F13<sup>D</sup>



**Small forwarder with large wheels and a high load capacity**

As Rottne F11<sup>D</sup> is a small forwarder with large wheels, it has low ground pressure and good bearing capacity at the same time as a robust frame and high load capacity.



# FORWARDER WITH ARTICULATED WAGON GIVES UNIQUE CHARACTERISTICS



**Forwarder for thinning and final felling**

**Steerable wagon with 54° steering angle & accurate tracking**

**Powerful chassis**

**Large wheels**

**Wide Load**

**Spacious cab with Comfort Line**

**Compatible for bearing or drawing tracks on all wheel pairs**

**ROTTNE F13<sup>D</sup>** is an all-round high performance forwarder for both thinning and final felling. The forwarder is equipped with 8 wheels and a load capacity of a full 14 tonnes. Hydraulically operated headboard and front bunk makes Rottne F13<sup>D</sup> very versatile when handling different timber lengths. The forwarder can alternatively be equipped with width adjustable load bunks (Wide Load) and hydraulic stakes which increases the load area from 4,7 m<sup>2</sup> to 5,5 m<sup>2</sup>.

## Articulated wagon gives unique characteristics

Rottne F13<sup>D</sup> has an articulated wagon giving unique capabilities when driving off-road. The extremely large steering angle and tight turning radius mean it is very compliant. The forwarder's powerful chassis can cope with the demands of final felling, but it is also ideal in light, dense thinning areas because of its unique wagon steering.

## Wagon control reduces the risk of driving damage

Wagon steering is normally linked to the forwarder's frame steering, but it can also be controlled separately with a joystick. In this way, the Rottne F13<sup>D</sup> becomes easier to manoeuvre, for example, when being reversed along a strip road. When frame steering and wagon steering are synchronised, the tractor vehicle and wagon follow identical paths, which reduces the risk of driving damage along strip roads.



## Rottne F13<sup>D</sup> Compact

- Loads 12 tonnes
- 600x26.5" wheels
- Only 2700 mm width

**Rottne F13<sup>D</sup> Compact** is a pared down version of Rottne F13<sup>D</sup> which gives a lower total weight with load, but at the same time has the same powerful chassis as Rottne F13<sup>D</sup>. Rottne F13<sup>D</sup> Compact does not have a steering wagon, loads 12 tonnes – and with 26.5 inch wheels, narrower bunks and headboard in its basic design is only 2700 mm wide. Rottne F13<sup>D</sup> Compact is a forwarder for those who want a slightly narrower and lighter machine that at the same time can handle both thinning and final felling.

## A VERSATILE ALL-ROUND MACHINE FOR THINNING AND FINAL FELLING



### Powerful chassis and steering wagon give a flexible machine

Rottne F13<sup>D</sup> has a powerful chassis that can manage final felling, at the same time as the steering wagon with an extremely large steering angle of 54°, extremely small turning circle and accurate tracking makes it ideal for dense thinning.



### Possibility of greater load area with Wide Load

Rottne F13<sup>D</sup> can be equipped with Wide Load and hydraulic stakes, which increases the load area from 4.7 m<sup>2</sup> to 5.5 m<sup>2</sup>.

*Wide Load is also available for F15<sup>D</sup>, F18<sup>D</sup> and F20<sup>D</sup> (standard).*

*See page 23 for further information.*

# FIVE-STAR TECHNOLOGY, COMFORT AND FUNCTIONS



## Robust design

Strong crane with long reach

High tractive force

Spacious cab with Comfort Line

Wide Load

Bogie lift

Compatible for bearing or drawing tracks on all wheel pairs

**ROTTNE F15<sup>D</sup>** is a powerful forwarder with a 15-ton load capacity. It is suitable for both coarse thinning and final felling, which creates opportunities for good overall economy.

### Robust design with strong articulated joint

Rottne F15<sup>D</sup> has a robust frame design with a powerful articulated joint and integrated articulated frame lock. The power train boasts a powerful diesel engine and conventional hydrostatic transmission providing high tractive force, which ensures that the forwarder travels over rocky and steep terrain.

### Bogie lift for increased flexibility

Portal bogies and a wagon frame that is slightly tapered from the bogie forward provide good ground clearance. The bogie lift, which is extra equipment, makes the forwarder more flexible in some situations – for example in confined passages, wet or steep terrain and for moving between felling objects when chains are used.

### Wide Load gives increased flexibility

The front headboard and first bunk are hydraulically adjustable, while the other load bunks, which are screwed to the frame, can be moved into different positions along the frame. The forwarder can alternatively be equipped with width adjustable load bunks (Wide Load) and hydraulic stakes, which increases its flexibility and load area from 4,8 m<sup>2</sup> to 5,7 m<sup>2</sup>.

### Crane with long reach and protected hose routing

The forwarder crane, RK 125, works rapidly and has good motion geometry and high lifting power. It has a range of 7.2 or 8.4 metres with a single extension unit or 10 metres with a double telescopic arm. All crane options have protected hose routing between the crane tip and grapple – which applies to all our forwarders.




## Standard options

- Comfort Line cab suspension.
- Wide Load
- Crane scale
- Central lubrication
- Bogie lift
- Crane tilt
- Balanced bogie

## Crane tilt maintains the crane's swing forces in steep terrain

Tilt plate for the crane tower is extra equipment and is available for Rotne F10<sup>D</sup>, F11<sup>D</sup>, F13<sup>D</sup> and F15<sup>D</sup>. The crane tilt provides significant advantages when log-hauling on steep terrain. The hydraulic tilt function, 5° forward/28° backwards, means that the crane's net swing force can be maintained when the forwarder works on inclines up to 30°. Keeping the crane tower vertical will not reduce the swing force of the crane's self-weight. In addition, it means the timber can be accessed easier while thinning on steep terrain.



# STRONG AND STURDY FORWARDER FOR FINAL FELLING



**Robust machine that withstands tough handling**

**Variable and automatic transmission, – unique and powerful**

**Strong and fast crane**

**Wide Load**

**Spacious cab with Comfort Line**

**Compatible for bearing or drawing tracks on all wheel pairs**

**ROTTNE F18<sup>D</sup>** is a large forwarder with a load capacity of 18 tonnes, providing more efficient transport for long forwarding distances. The portal bogies, with large wide wheels, provide excellent bearing capacity and smooth and gentle travel. The wagon is available in two frame lengths and the load area has a very low centre of gravity.

## **Automatic transmission with genuine tractive force**

Rottne F18<sup>D</sup> has a well-balanced power train with a diesel engine that can be run at a low working engine speed, as it achieves maximum torque between 1,000 and 1,500 rpm. The transmission is hydrostatic with two hydraulic motors in a 3-speed automatic gearbox that allows gear changing when fully loaded. With a tractive force of 26 tonnes a high speed can be maintained even at maximum load.

## **Fast crane with long reach**

The crane with designation RK 160 is designed for Rottne F18<sup>D</sup> and gives top-class performance. The torsionally strong base, powerful lift capacity and a reach of up to 10 metres, means loading and unloading can be carried out quickly and efficiently.



## ***‘Comfort Line extends the life of the body’***



“I have operated a F18 with *Comfort Line* since 2011 and I’m approaching 20,000 hours with the machine. Since this I have clearly extended the body’s life by a few years. In particular I notice this by feeling fresher further into the day. Mostly, if I have been driving over rocky terrain and it has been very bumpy.

Before you had a feeling of soreness in the

backside if you sat for long periods in the machine and it was a strain on the back. However, we have now chosen to invest in the operator environment and it has given results. We now have very few days of sick leave related to back injuries and the like. And in the end, it’s money.”

**– Jonas Wahlberg, Kälarne, Sweden**

## Unique and stable crane

RK160 has a large oil flow and the valve package is mounted on the crane close to the cylinders, instead of on the machine chassis, which means the crane remains fast while maintaining its operating characteristics.



## 260 kN tractive force – powerful and unique transmission

The variable hydrostatic transmission with a tractive force of a full 26 tonnes (260 kN) means that Rottne F18<sup>D</sup> can manoeuvre without problem irrespective of terrain and can maintain a high driving speed even with maximum load.

# POWERHOUSE FOR LARGE LOADS AND LONG FORWARDING DISTANCES



## 20 tonne load capacity

A powerhouse that withstands tough handling

Wide Load or Wide Load XL

Variable and automatic transmission, – unique and powerful

Strong and fast crane

Spacious cab with Comfort Line

Compatible for bearing or drawing tracks on all wheel pairs

**ROTTNE F20<sup>D</sup>** is a robust forwarder with a very large load capacity of a full 20 tonnes, making it perfect for long forwarding distances. The balanced bogies, with large wide wheels, provide excellent floatation capacity and smooth and gentle travel.

### Powerful engine and automatic transmission

Rottne F20<sup>D</sup> has a well-balanced power train with a diesel engine that can be run at a low working engine speed, as it achieves maximum torque between 1,000 and 1,500 rpm. Rottne F20<sup>D</sup> features an automatic transmission with a tractive force of a full 26 tonnes (260 kN) means that Rottne F20<sup>D</sup> can manoeuvre without problem in all types of terrain and can maintain a high driving speed even with maximum load.

### Fast crane with long reach

The crane with designation RK 160 has top-class performance. RK160 has a large oil flow and the valve package is mounted on the crane close to the cylinders, instead of on the machine chassis, which means the crane remains fast. The torsionally strong base, powerful lift capacity and a reach of up to 10 metres, means loading and unloading can be carried out quickly and efficiently.

### Wide Load XL gives a load capacity of up to 8.4 m<sup>2</sup>

Rottne F20<sup>D</sup> has the adjustable load area Wide Load as standard and Wide Load XL is available as an option. The adjustable load area with a load capacity of up to 8.4 m<sup>2</sup> means operating times are kept to a minimum while allowing more logs per load. Rottne F20<sup>D</sup> is the forest's large forwarder for efficient transport!



## 260 kN tractive force – powerful and unique transmission

The variable hydrostatic transmission with a tractive force of a full 26 tonnes (260 kN) means that Rottne F20<sup>D</sup> can manoeuvre without problem irrespective of terrain and can maintain a high driving speed even with maximum load.



## Adjustable load area with Wide Load or Wide Load XL

**Wide Load** (also available for Rottne F13<sup>D</sup>, F15<sup>D</sup> and F18<sup>D</sup>) involves a mechanically width adjustable load area with mechanically width adjustable bunks and hydraulically width adjustable headboard.

**Wide Load XL** (only available for Rottne F20<sup>D</sup>) has a variable load area with hydraulic stakes and hydraulically width adjustable headboard.



Both areas give better load balance as the weight is distributed across the width instead of height. Wide Load XL also offers smoother, faster and easier handling during both loading and unloading.

# FIVE GOOD REASONS

## TO CHOOSE A ROTTNE FORWARDER

### **Ergonomics**

Your forestry machine is your work environment. We put the operator's safety and comfort first. A spacious cab with large glass windows that give extremely good visibility and overview, cab levelling with *Comfort Line* and effective ACC climate control are some examples of this.

### **Economy**

Your economy and the possibility to optimise the machine's profitability are always a part of our approach to development – a few examples: reduced downtime through high service availability and extended service intervals, a load sensing hydraulic system and fuel efficient engines give reduced fuel consumption, fast and highly productive harvester head, a frame design and power train provide the best possible accessibility.

### **Productivity**

High productivity with the right machine in the right place. Our range of forwarders gives you the opportunity to select anything from a small machine specialising in thinning to the robust forwarder for large loads and long forwarding distances. All our machines are built based on our vast forestry and felling know-how in combination with our long-term close contact with you and your colleagues.

### **Environment**

We all have a shared responsibility for the forest and nature, which is an important resource. Our machines use engines with highly efficient exhaust emission control, eco-oils that are biodegradable, vacuum pumps to minimise spillage during hose replacement, 8-wheel forwarders with low ground pressure and a material selection where the consideration is always given to the environment.

### **After-sales**

A good machine is as good as the after sales-service on offer. Our extensive service network of dealers and service providers provides you with a safeguard. Highly trained technicians, quick delivery of spare parts and Rottne Xparts ensure a level of safety both you and your machine always wanted.



**MADE IN SWEDEN**  
SINCE 1955

ROTTNE INDUSTRI AB  
FABRIKSVÄGEN 12  
SE-363 30 ROTTNE, SWEDEN

+46 (0)470 75 87 00  
[www.rottne.com](http://www.rottne.com)

